

VRLA sealed lead acid batteries ASTERION DT series are specifically designed for use in low current systems. They are manufactured using AGM technology (electrolyte absorbed in a fiberglass separator).

ASTERION DT series batteries comes with a good price-performance ratio, which leads to the widespread use of the series in fire alarms and other security systems.

Meeting the international security standards, they are recommended for use in access control and management systems.



**Battery construction**

Element	Positive plate	Negative plate	Case	Lid	Valve	Terminal	Separator	Electrolyte
Material	Lead dioxide	Lead	ABS		Rubber	Copper	Fiberglass	Acid

**Specifications**

Nominal voltage.....6 B  
 Cell.....3  
 Design life.....5 years  
 Nominal capacity (25°C)  
     20 hours rate (0,16 A; 1,75 V/cell).....3,2 Ah  
     10 hours rate (0,31 A; 1,75 V/cell).....3,1 Ah  
     5 hours rate (0,58 A; 1,70 V/cell).....2,9 Ah  
 Self-discharge.....3% capacity per month 25°C  
 Internal resistance (25°C).....34 mΩ

**Operating temperature range**

Discharge..... -15÷50°C  
 Charge..... -10÷50°C  
 Storage..... -20÷50°C  
 Maximum discharge current (25°C).....50A (5sec)  
 Cycle mode (2,4÷2,5 V/cell)  
     Max.charge current.....0,99 A  
     Temperature correction factor.....15 mV/°C  
 Standby mode (2,27÷2,3 V/cell)  
     Temperature correction factor.....10 mV/°C

**Application**

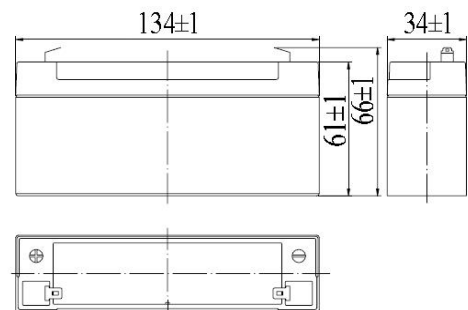
- Safety system
- Electronic Cash Registers (ECR)
- Electronic test equipment
- Emergency light systems
- Geophysical and geodetic equipment
- Control and access systems

**Performance & characteristics**

- AGM technology allows to recombine 99% of the generated gas;
- No restrictions on air transportation;
- Compliance with the UL requirements;
- Lead plates, alloyed by calcium, provide high energy density;
- Maintenance-free. Do not require distillate topping;
- Long service life;
- The battery case is made of flame-retardant ABS

**Dimensions (±2mm)**

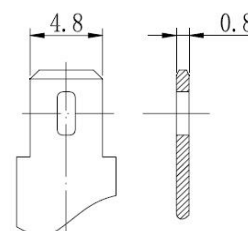
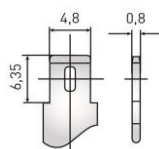
Length, mm.....134  
 Width, mm.....34  
 Height, mm.....61  
 Height over terminals, mm.....66  
 Weight (±3%), kg.....0,65



**Layout B**



**Terminal type F1 type terminal**

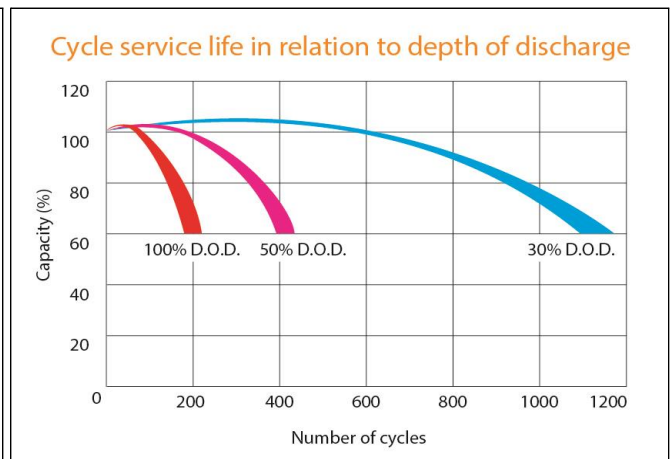
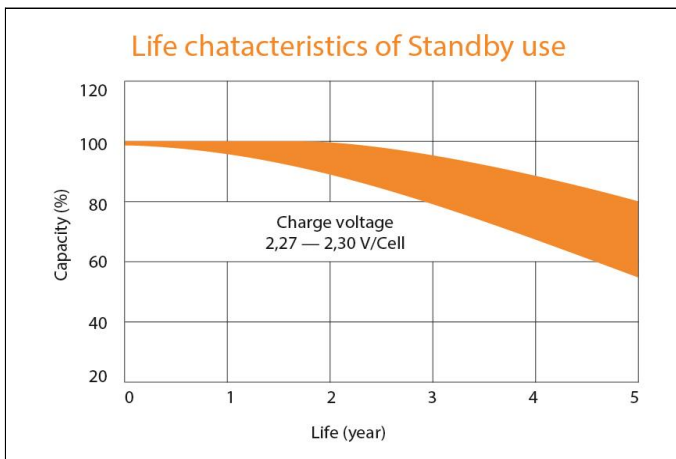
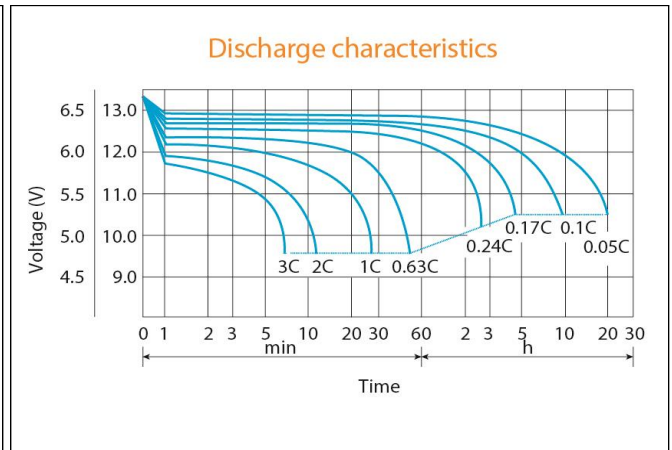
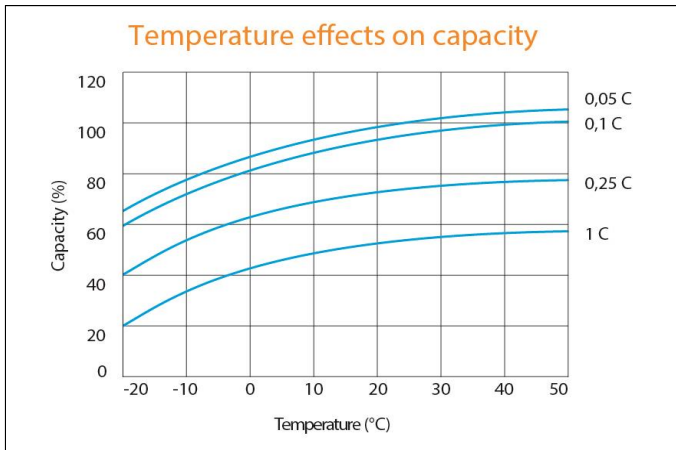


**Discharge Constant Current, A ( 25°C)**

V/cell	5 min	10 min	15 min	30 min	1 h	3 h	5 h	10 h	20 h
1,60	12,7	8,14	5,88	3,54	1,98	0,93	0,62	0,34	0,18
1,65	11,9	7,74	5,67	3,48	1,97	0,92	0,61	0,34	0,18
1,70	11,0	7,35	5,54	3,33	1,97	0,82	0,58	0,32	0,18
1,75	10,8	7,20	5,41	2,98	1,89	0,82	0,57	0,31	0,17
1,80	9,48	6,39	4,86	2,78	1,87	0,80	0,54	0,31	0,17

**Discharge Constant Power, W/cell ( 25°C)**

V/cell	5 min	10 min	15 min	30 min	1 h	3 h	5 h	10 h	20 h
1,60	23,7	16,0	11,7	7,05	3,93	1,79	1,18	0,64	0,35
1,65	23,5	15,4	11,3	6,90	3,90	1,69	1,17	0,64	0,35
1,70	22,0	14,6	11,0	6,63	3,90	1,63	1,16	0,63	0,35
1,75	21,4	14,3	10,8	5,94	3,77	1,63	1,14	0,61	0,33
1,80	18,9	12,6	9,71	5,55	3,73	1,59	1,08	0,61	0,33



ALL DATA IS SUBJECT TO CHANGE WITHOUT NOTICE